

Marketing 2018 Feeder Calves

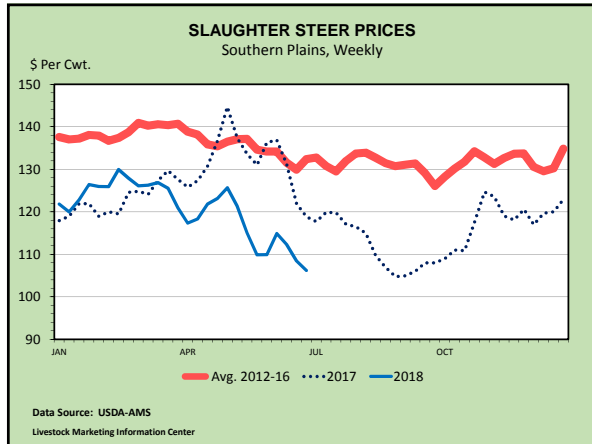
Chris Prevatt
Beef Cattle and Forage Economics
University of Florida, Range Cattle REC

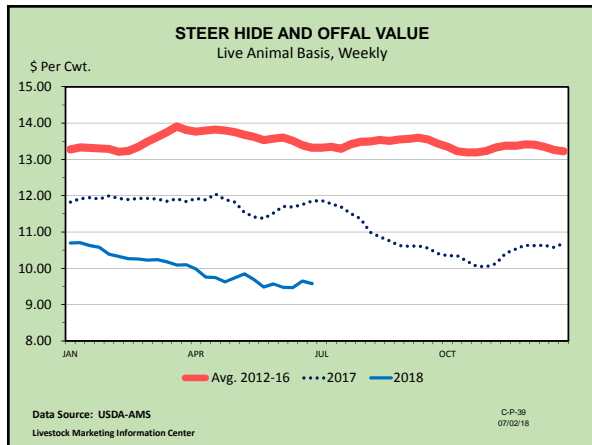
Tariffs

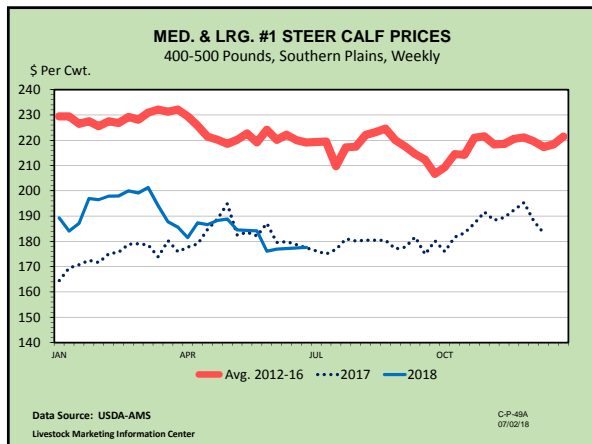
- A tariff is a **tax** on imports or exports between sovereign states.
- Tariffs (from key countries) levied against U.S. Beef will cause a decline in price.
- Anything is possible.
- The market is likely to be volatile, both up and down...
- Key Beef Countries
 - Japan
 - South Korea
 - Mexico
 - Canada
 - Hong Kong

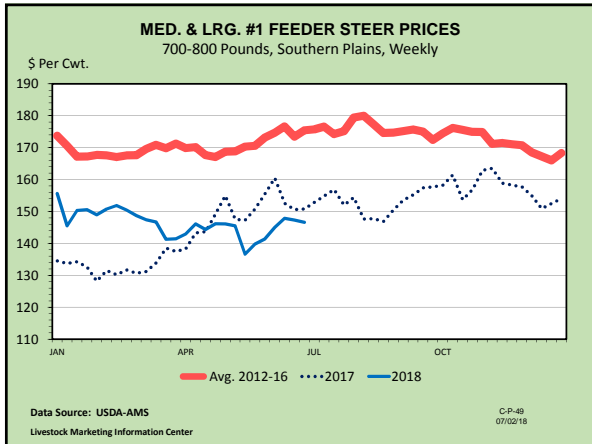
2018 Beef Cattle Market Prices

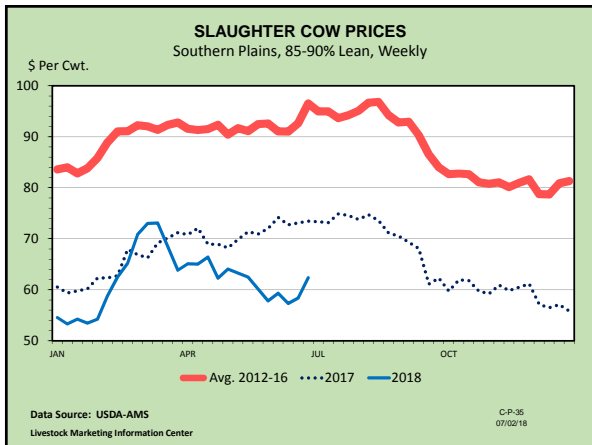




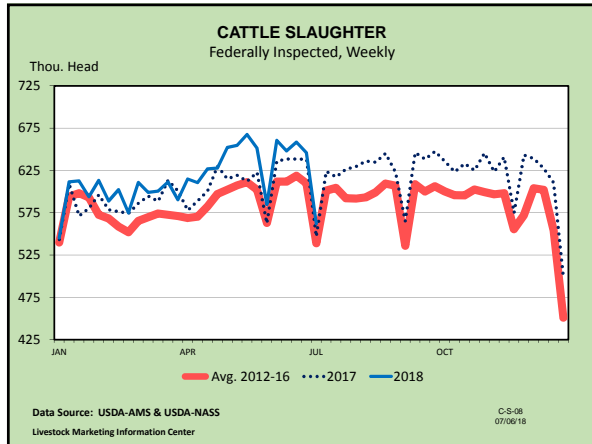


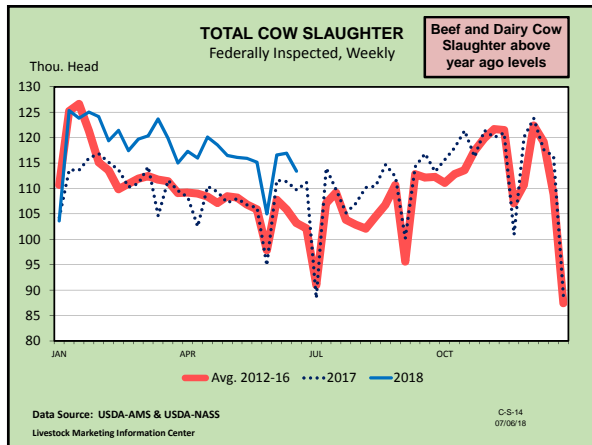


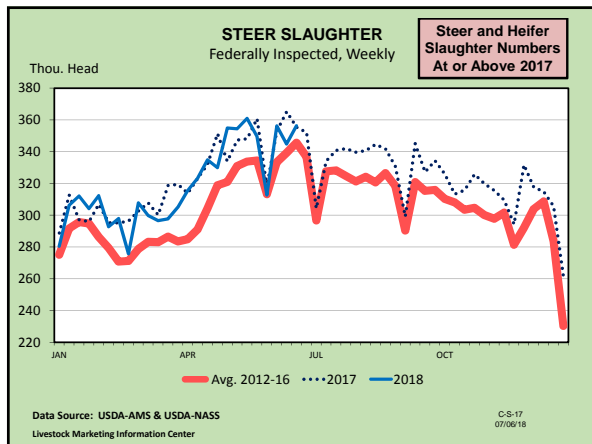


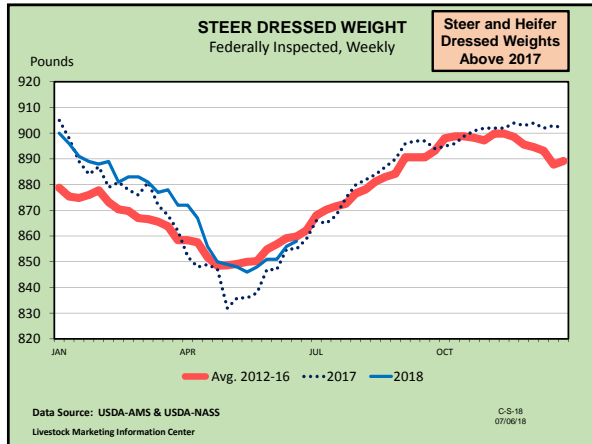


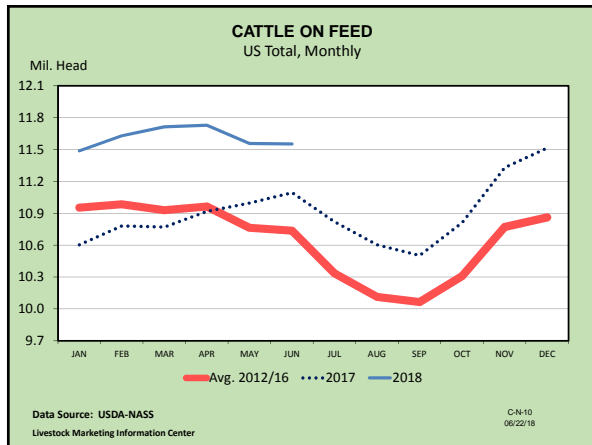


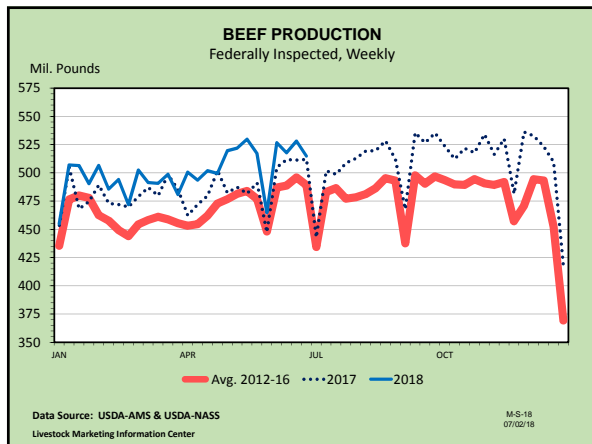


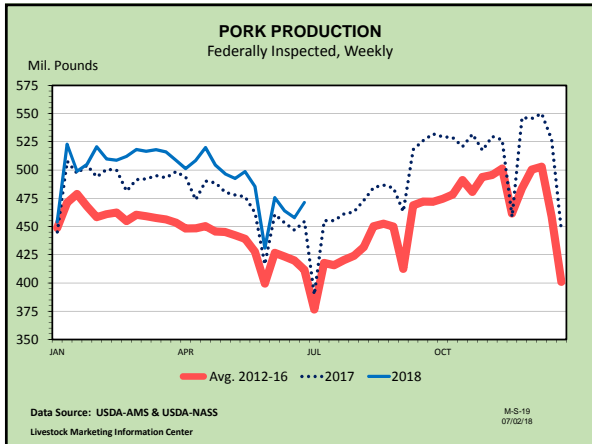


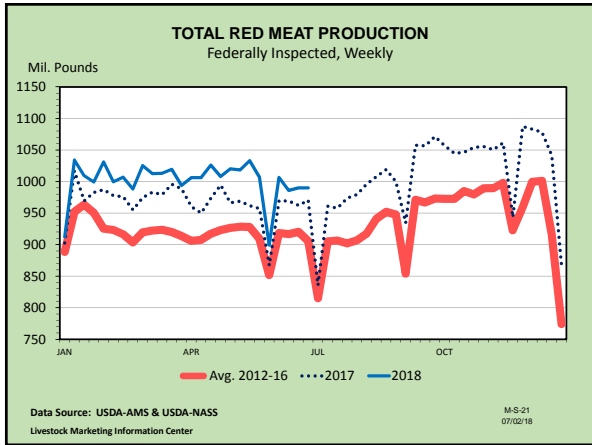




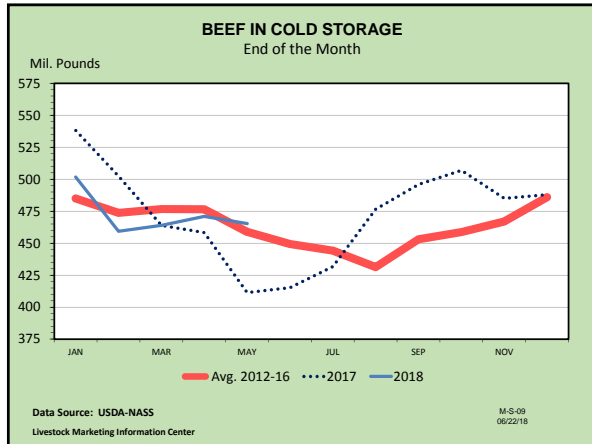


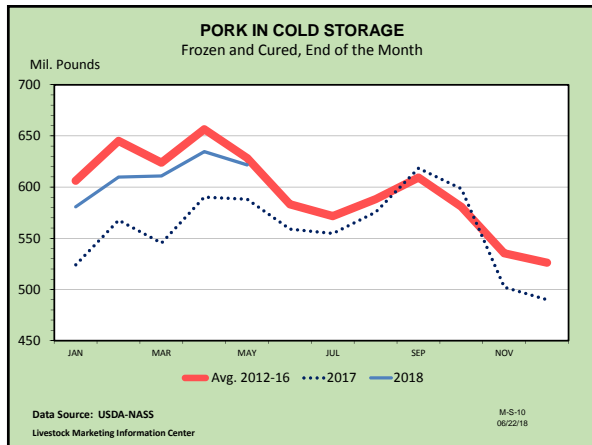


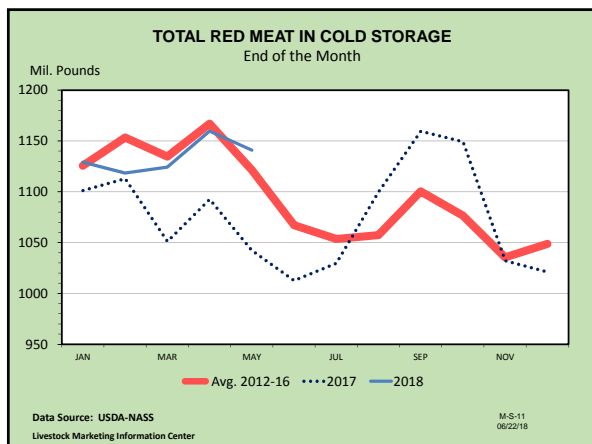


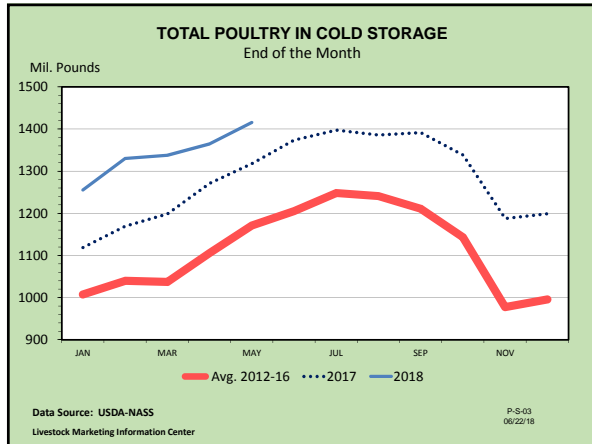


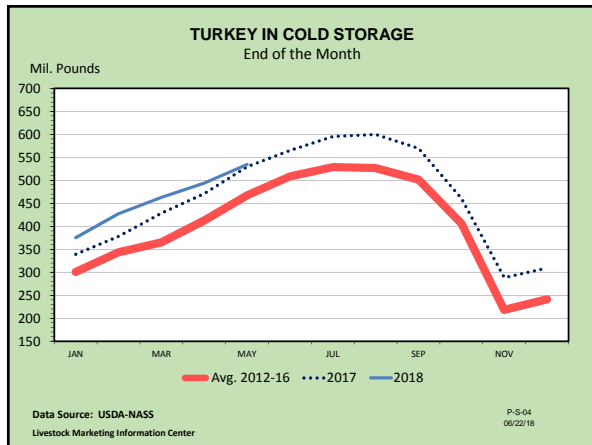


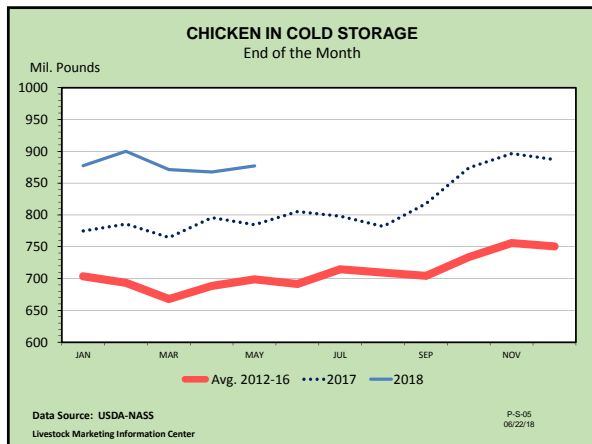








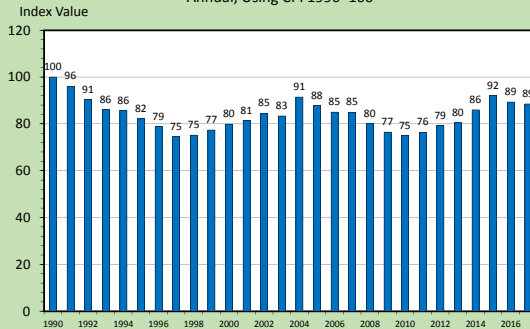




Demand

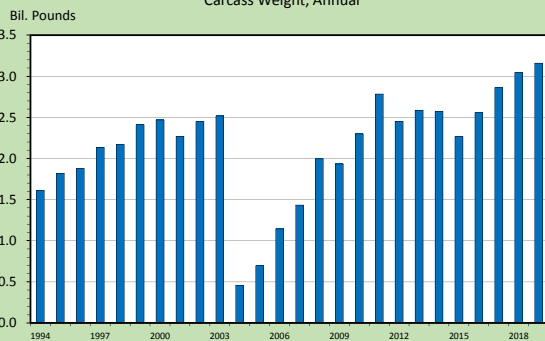


RETAIL ALL FRESH BEEF DEMAND INDEX
Annual, Using CPI 1990=100



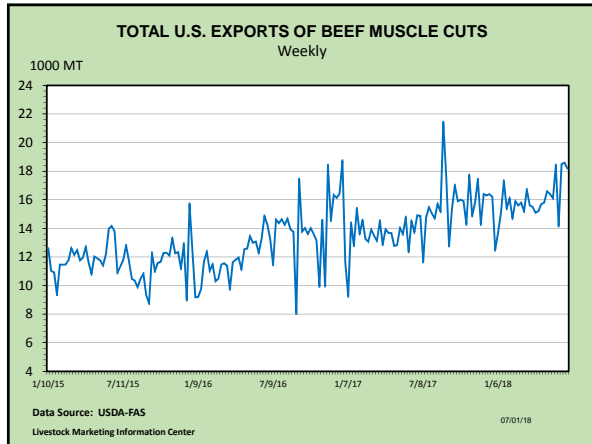
Data Source: Bureau of Labor Statistics, USDA-ERS, Compiled & Analysis by LMIC
Livestock Marketing Information Center

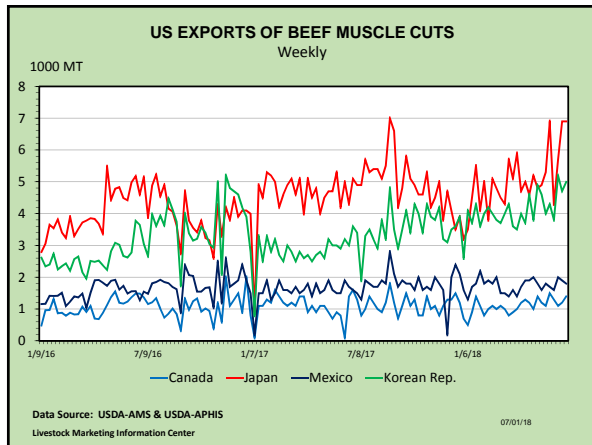
US BEEF AND VEAL EXPORTS
Carcass Weight, Annual

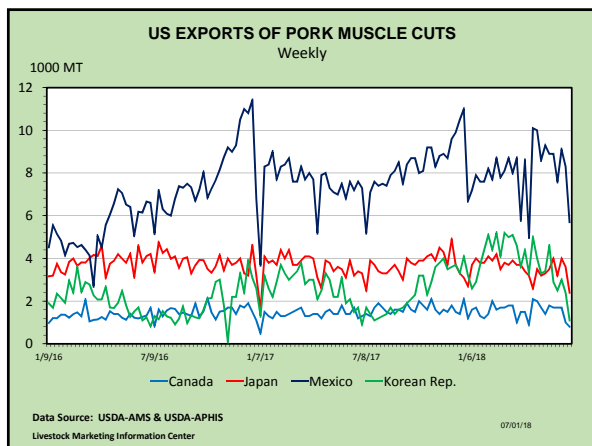


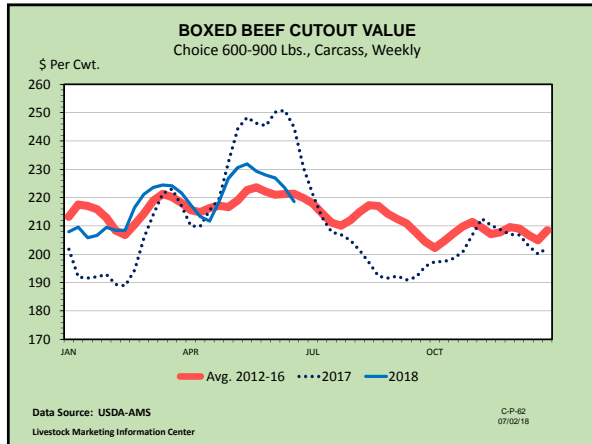
Data Source: USDA-ERS & USDA-FAS, Compiled and Forecasts by LMIC
Livestock Marketing Information Center

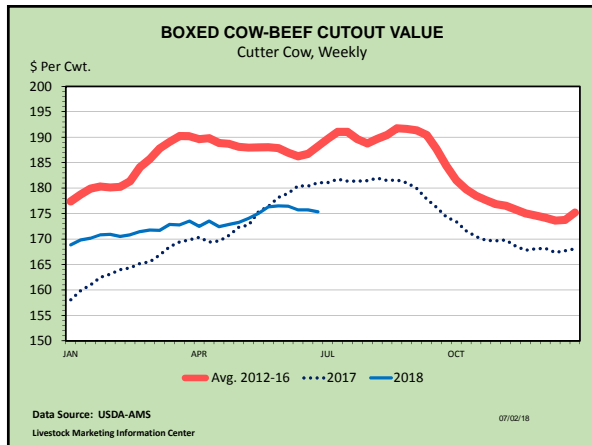
JAN-08
06/13/18

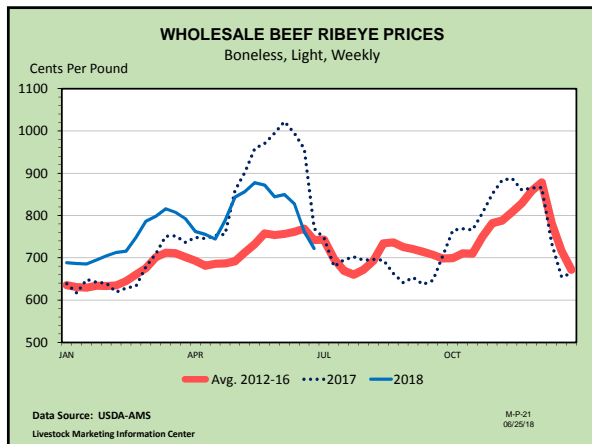






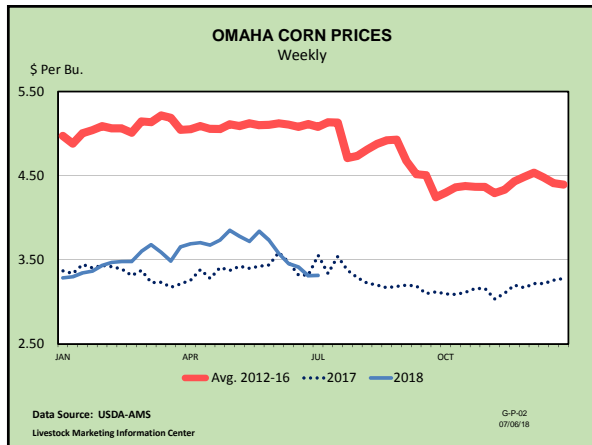


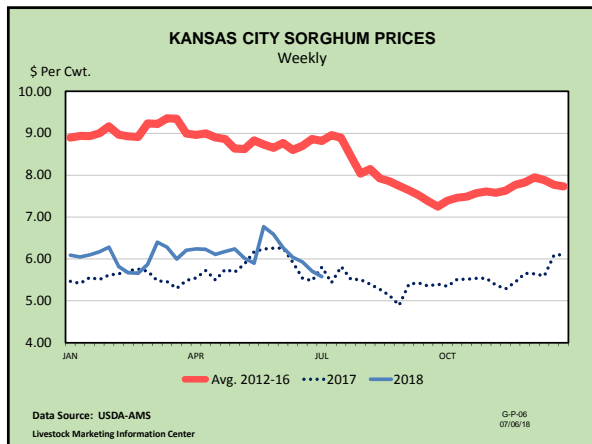


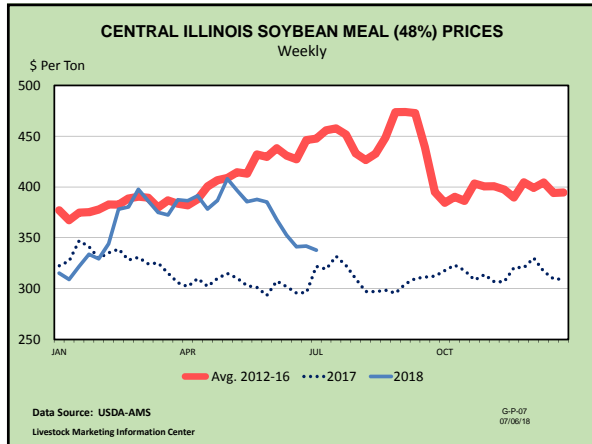


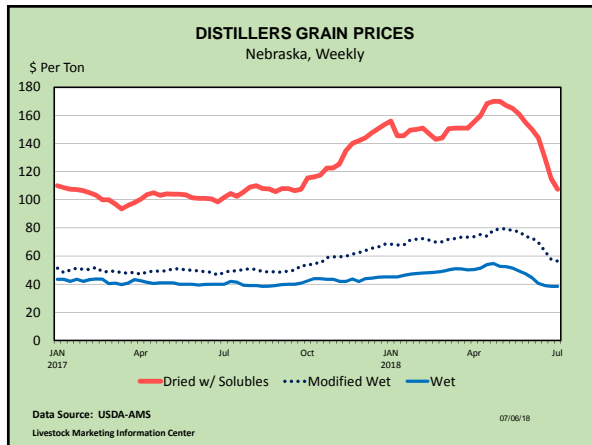
Cost of Gain in Feedlots

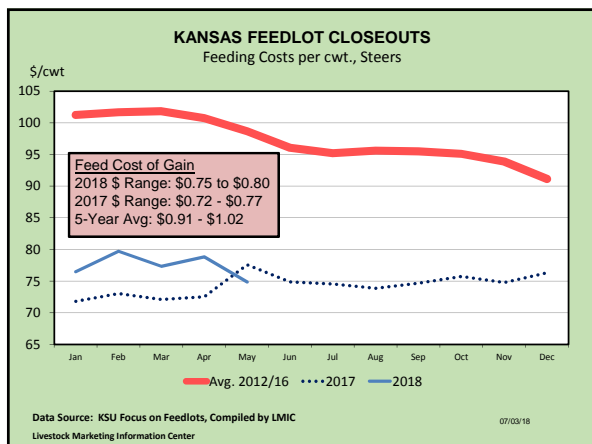












Cost of Gain in Feedlots


- **Relatively Cheap Feedstuffs**

- Could potentially become even cheaper with Tariffs

When feed gets cheap, what happens?


- Without incentive to market cattle...
 - **Feedlots will feed cattle longer, making them bigger, making already large beef supplies... EVEN LARGER.**

Looking Forward – “Live Cattle” What are Markets Projecting?



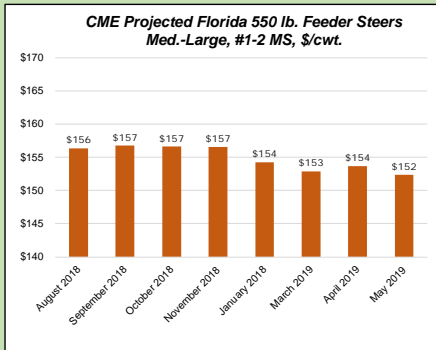
Month	Options	Charts	Last	Change	Prior Settle	Open	High	Low	Volume	H/L / Low Limit	Updated
AUG 2018	BUY	▲	106.675	-0.300	106.375	106.850	107.325	105.775	26,943	108.125 / 103.125	17:51:26 CT 09 Jul 2018
OCT 2018	BUY	▲	108.650	-0.975	109.825	109.900	110.275	108.300	23,066	/ CT 111.625 / 105.625	17:50:42 CT 09 Jul 2018
DEC 2018	BUY	▲	112.825	-0.875	113.700	113.775	114.050	112.400	12,470	/ CT 115.800 / 109.900	17:50:27 CT 09 Jul 2018
FEB 2019	BUY	▲	116.325	-0.200	116.525	116.500	116.775	115.300	8,115	119.400 / 113.400	17:51:11 CT 09 Jul 2018
APR 2019	BUY	▲	117.825	-0.425	118.250	118.450	118.450	117.125	3,159	121.050 / 116.050	17:50:38 CT 09 Jul 2018
JUN 2019	BUY	▲	119.650	-0.500	111.150	111.175	111.175	110.000	495	113.800 / 107.800	17:51:35 CT 09 Jul 2018
AUG 2019	BUY	▲	109.675	-0.325	110.000	109.700	110.000	108.950	102	112.875 / 106.875	17:51:23 CT 09 Jul 2018
OCT 2019	BUY	▲	111.000	-0.600	111.800	111.000	111.000	111.000	7	114.000 / 108.000	17:51:20 CT 09 Jul 2018
										115.000 / 109.000	17:51:15

Looking Forward – “Feeder Cattle” What are Markets Projecting?

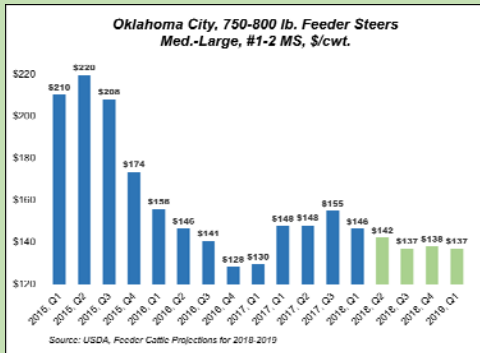


Month	Options	Charts	Last	Change	Prior Settle	Open	High	Low	Volume	H/L / Low Limit	Updated
AUG 2018	BUY	▲	151.325	-0.875	152.200	152.225	152.950	150.350	7,791	155.950 / 146.950	17:51:24 CT 09 Jul 2018
SEP 2018	BUY	▲	151.750	-0.525	152.275	152.350	152.650	150.675	4,141	156.275 / 147.275	17:51:10 CT 09 Jul 2018
OCT 2018	BUY	▲	151.625	-0.525	152.150	151.625	152.575	150.600	1,800	156.225 / 147.225	17:51:01 CT 09 Jul 2018
NOV 2018	BUY	▲	151.875	-0.400	152.025	151.600	152.425	150.525	1,408	156.100 / 147.100	17:50:55 CT 09 Jul 2018
JAN 2019	BUY	▲	148.250	-0.125	149.375	149.275	149.725	147.875	781	153.725 / 144.725	17:50:55 CT 09 Jul 2018
MAR 2019	BUY	▲	147.900	-0.200	148.100	147.600	148.400	146.800	187	152.325 / 143.325	17:50:45 CT 09 Jul 2018
APR 2019	BUY	▲	148.675	+0.125	148.500	148.050	148.875	147.250	62	153.175 / 144.175	17:51:01 CT 09 Jul 2018
MAY 2019	BUY	▲	147.400	-0.700	148.100	147.900	148.000	147.000	31	152.075 / 143.075	17:51:10 CT 09 Jul 2018

**Looking Forward – FL 550 lb. Feeder Steers
What are Markets Projecting?**



**Looking Forward – OKC Feeder Steers
What is USDA Projecting?**



Summary

- 2018 U.S. Beef Production is projected to be record large. (up 1.2 Billion Pounds, Total 27.4 Billion Pounds)
- U.S. Red Meat and Poultry Supplies are expected to increase 2.8 Billion Pounds and total ~ 103 Billion Pounds.
- U.S. Meat Protein supplies are building in cold storage (up over 10 percent over last year).

Summary

- U.S. meat supply is expected to out pace U.S. meat demand resulting in lower meat prices.
- If Tariffs on U.S. meats are enforced, U.S. meat prices are expected to be pressured lower.
- Strong U.S. meat export demand is the glue that is holding things together (volume and value).

Marketing 2018 Feeder Calves

Chris Prevatt
Beef Cattle and Forage Economics
University of Florida, Range Cattle REC
