

UF/IFAS Range Cattle REC



Youth Field Day
Ona, Florida
2023

~ Table of Content ~

Schedule 2

“Thank You!” To Our Sponsors 3

Youth Field Day Staff 4

Expo Participants 5

Web Resources 7

Class Literature

Birding on the Range 8

Wild Weed Hunt 11

The Amazing Life of Soil 13

Forage Testing 15

History, Importance and How Horses are Used Today 17

Wild Pigs in Florida 19

Youth Field Day 2023

~ Schedule ~

- 6:45 a.m. Birding Tour (optional; pre-registration required); departs at 7:00 a.m.
7:45 a.m. Check-in opens (take your pre-quiz, vote on your favorite 2024 t-shirt design, pickup or order t-shirts, enjoy a morning snack)
- 8:30 a.m. Educational Expo
- 10:00 a.m. Morning Assembly - Meet your group leaders
- 10:10 a.m. Groups begin class rotations (25 minutes each with a lunch session)

“Wild Weed Hunt”

Dr. Brent Sellers, Caetano Sales, & Temnotfo Mncube, Pasture and Rangeland Weed Management - RCREC

“Florida Water Ways”

Dr. Golmar Golmohammadi, Seyed Mostafa Biazar Seighalani, and Rohith Reddy Nedhunuri, Watershed Hydrology and Biogeochemistry - RCREC
Don Rainey Agent – S.W. Extension District, Regional Specialized Agent

“Forage Quality”

Dr. Joao Vendramini, Dr. Hiran M. S. da Silva, Joao Lazarin, Andre Miranda, & Debora Siniscalchi, Forage Management - RCREC
JK Yarborough, Livestock and Natural Resources Agent – Orange Co.

“History and Importance of Horses”

Sheri Trent, UF/IFAS Extension Agent and SFBFP Member & Kimberly Clement, 4-H Coordinator, Seminole Tribe
Kora Lemmermen, college student; Kason Lemmermen, high school student; & Korbyn Trent, middle school student

“Wild Pigs”

Dr. Hance Ellington & Brier Ryver, M.S. Student, Rangeland Wildlife Ecology - RCREC

- 1:20 p.m. 2024 t-shirt design winner announcement and a prize drawing – at the tent
- 1:40 p.m. Field Day Ends

Thank you to our Sponsors!

Platinum sponsors

Deseret Cattle and Citrus
Roman III Ranch
Sarasota County Farm Bureau
A & J Lucky 7 Ranch
Dakin Dairy

Gold sponsors

Highlands County Farm Bureau
Corteva
Farm Credit of Florida
DeSoto-Charlotte Farm Bureau

Sliver sponsor

Sarasota Agricultural Recovery Group

A very special “Thank You” to everyone who has had a part in today’s program! We are very grateful for your time, assistance, support, and donations!

Youth Field Day 2023

~ Staff ~

Birding Tour – Zachary Holmes, M.S. Student, Rangeland Wildlife Ecology

Group Leaders (RCREC Staff & Students and others)

Ona White Angus - Amber Womble, Volunteer
Julie Warren, Biological Scientist

Brahman - Dr. Cassio Bruner, Exchange Visitor
Vinicius Izquierdo, Ph.D. Student

Angus - Hannah Baker, State Specialized Agent
Dr. Priscila Cruz, Exchange Visitor

Brangus - Christa Kirby, Manatee Co. Ext., Livestock Agent
Joao Lazarin, M.S. Student

Braford - Connor Crawford, OPS Data Entry Technician
Alejandra Areingdale, Wildlife Lab Technician

RCREC Staff and Students Assisting

Austin Bateman, Clay Newman, Tom Fussell, Ryan Nevling, Jacob Miller, Jeff Steele, Lauria Gause, Dennis Kalich, Christina Markham, Jacob Miller, Kim Parks, David Womble, Dr. Abmael Cardoso, Leandro Vieira, Natalia Fonseca, and Giovanna dos Santos.

Youth Field Day Committee

UF/IFAS Range Cattle REC Members

Andrea Dunlap, Communications Specialist
Dr. Hance Ellington, Rangeland Wildlife Ecology, Assistant Professor
Dr. Golmar Golmohammadi, Watershed Hydrology and Biogeochemistry,
Assistant Professor
Dr. Brent Sellers, Weed Science, Professor & Center Director
Dr. Joao Vendramini, Agronomy, Professor

South Florida Beef Forage Program Members

Lauren Butler, Okeechobee Co. Ext., Livestock Agent & CED

Colleen Larson, Regional Dairy Agent
Christa Kirby, Manatee Co. Ext., Livestock Agent
Kalan Royal, Highlands Co. Ext., Livestock and Natural Resources Agent

Others

Don Rainey, S.W. Extension District, Regional Specialized Agent

~ Expo Participants ~

Agriculture Education Services & Technology, Inc. (AEST)

- **Animal Science Certification**

Destiny Cornelius, (855) 315-8745

aest@ffbf.org

Florida Beef Council

- **Beef information and jerky trail mix tasting**

Sarah Krieger

sarah@sarahkrieger.com

Florida Forest Service

Richard Larsen

Richard.larsen@fdacs.gov

Sarasota Agricultural Recovery Group

Sarasota County Cooperative Extension

6700 Clark Rd. Sarasota FL 34241

Dr. Rod Greder, (941) 861-9900

rgreder@ufl.edu

UF/IFAS Agricultural and Biological Engineering Dept.

- **Florida AgrAbility Program & Undergraduate Recruitment - 2 booths**

Serap Gorucu

serapgorucu@ufl.edu

UF/IFAS College of Agricultural and Life Sciences (CALs)

Andrew Horvath, (352) 273-3475

ahorvath@ufl.edu

UF/IFAS CALs at Plant City

Jason Steward, (813) 757-2280

jsteward@ufl.edu

UF/IFAS Citrus Co. Extension - Toxicology Quest

Caetano Sales, (352) 527-5700

c.rossisales@ufl.edu

UF/IFAS Dairy Regional Specialized Agent

- Rumen dissection and investigation

Colleen Larson

cclarson@ufl.edu

UF/IFAS Everglades Research and Education Center

- Display of corn types

Robert Beiriger

papilio@ufl.edu

UF/IFAS Florida Automated Weather Network (FAWN)

- Weather education

Rick Lusher

rlusher@ufl.edu

UF/IFAS Gulf Coast Research and Education Center (GCREC)

-Vegetable research and graduate school experience

GCREC Postdoc and Student Association

lgaspar@ufl.edu

UF/IFAS Hardee Co. Extension

- 4-H

Marissa Alexander

mda@ufl.edu

UF/IFAS Highlands Co. Extension

- Cattle Branding: History & use today

Kalan Royal

kroyal@ufl.edu

UF/IFAS Hillsborough Co. Extension / SFBFP

- Cattle Nutrition

Allie Williams, (813) 744-5519 ext. 54119

allisonwilliams@ufl.edu

UF/IFAS Okeechobee Co. Extension

- Cattle Anatomy

Lauren Butler

l.butler@ufl.edu

UF/IFAS Sarasota Co. Extension

- Farm & Outdoor Safety

Dr. Rod Greder

rgreder@ufl.edu

UF/IFAS Sarasota Co. Extension, Master Gardeners

- Poisonous Plants

(941) 861-9826

aellis@scgov.net

UF/IFAS Seminole Tribe
- History and Importance of Horses in Florida
Sheri Trent
slemmermen@ufl.edu

Warner University
Abby Crawford, (863) 638-7248
abby.crawford@warner.edu
www.warner.edu

~ Web Resources ~

Ask IFAS, Powered by Electronic Data Information Source (EDIS) –
EDIS is the Electronic Data Information Source of UF/IFAS Extension, a collection of information on topics relevant to you. <http://edis.ifas.ufl.edu/>

Florida Automated Weather Network (FAWN) -
Weather data is collected every 15 minutes at 42 sites located across Florida. Find a FAWN site near you... <http://fawn.ifas.ufl.edu/>

South Florida Beef Forage Program (SFBFP)-
A major goal of this program is to coordinate extension and research activities for enhanced forage and cattle production in Central and South Florida.
<https://sfbfp.ifas.ufl.edu/>

UF IFAS Range Cattle REC –
Learn about upcoming events, see program and contact information for faculty members, and view media resources in the virtual classroom.
<http://rcrec-ona.ifas.ufl.edu/>

Take a virtual tour of the Center!
<https://youtu.be/Y3bWDGQKGbI>

UF IFAS Extension – Solutions for your life –
Each Florida County has an extension office. Do you know about yours? Follow this link to locate your local office and find out about the services they offer. Here you will also learn about the Research Centers and Demonstration Sites in Florida.
<https://sfyl.ifas.ufl.edu/>

Want to learn more about joining the Gator Nation? –
Degrees, admissions, tuition, aid, how to apply, and request information, visit:
<https://ufonline.ufl.edu/admissions/admissions-team/>

Birding on the Range

Zachery Holmes

Birds are everywhere! As one of the most mobile groups of species, birds inhabit every habitat throughout the world, including Florida rangelands and pastures. Every bird species has a unique set of biological requirements for being successful and living on the land. Each of these species has evolved over time to depend on these requirements such as habitat structure that allow birds to find ample food and water sources, shelter, and nest sites. Understanding what these requirements are per species allows land managers and researchers to understand specific species preferences and manage the land to meet those requirements. This is especially important for species of conservation concern, which are those that have a declining or extremely low population due to human caused habitat and land changes.

Historically, Florida habitats were shaped by frequent wildfires that maintained the historic conditions for wet and dry prairies throughout south-central Florida that grassland and rangeland species inhabited. Bird species depended on these wildfires to keep those ideal conditions such as low groundcover for them to be successful. Now, in the absence of fire, many of these grassland species rely on active cattle ranching operations that maintain similar habitat structures. Here at the Range Cattle Research and Education Center we have observed 97 different species of birds, including 4 of conservation concern.

Join our morning tour around the property as we try to find as many species of birds as possible throughout the REC's range and pasturelands. We will discuss bird biology, identification features, and fun bird facts throughout the morning! If you are interested in learning more about native bird species, how to go birding, or what species to expect in your area check out www.ebird.org.

Check out these grassland birds that we may see on our morning tour:



American Kestrel



Burrowing Owl



Eastern Meadowlark



Loggerhead Shrike

eBird Field Checklist

Range Cattle Research and Education Center

Hardee, Florida, US
98 species

Date: _____
Start time: _____ Duration: _____ Distance: _____

Waterfowl

- ___ Black-bellied
- ___ Whistling-Duck
- ___ Wood Duck
- ___ Mottled Duck

Grouse, Quail, and Allies

- ___ Northern Bobwhite
- ___ Wild Turkey
- ___ Ring-necked Pheasant

Pigeons and Doves

- ___ Rock Pigeon
- ___ Eurasian Collared-Dove
- ___ Common Ground Dove
- ___ Mourning Dove

Nightjars

- ___ Common Nighthawk

Rails, Gallinules, and Allies

- ___ Common Gallinule

Limpkin

- ___ Limpkin

Cranes

- ___ Sandhill Crane

Shorebirds

- ___ Black-necked Stilt
- ___ Killdeer
- ___ Wilson's Snipe
- ___ Greater Yellowlegs

Storks

- ___ Wood Stork

Cormorants and Anhingas

- ___ Anhinga
- ___ Double-crested Cormorant

Hérons, Ibis, and Allies

- ___ American Bittern

- ___ Great Blue Heron
- ___ Great Egret
- ___ Snowy Egret
- ___ Little Blue Heron
- ___ Tricolored Heron
- ___ Cattle Egret
- ___ Green Heron
- ___ White Ibis
- ___ Glossy Ibis
- ___ Roseate Spoonbill

Vultures, Hawks, and Allies

- ___ Black Vulture
- ___ Turkey Vulture
- ___ Osprey
- ___ Swallow-tailed Kite
- ___ Northern Harrier
- ___ Bald Eagle
- ___ Red-shouldered Hawk
- ___ Red-tailed Hawk

Owls

- ___ Great Horned Owl
- ___ Burrowing Owl
- ___ Barred Owl

Kingfishers

- ___ Belted Kingfisher

Woodpeckers

- ___ Yellow-bellied Sapsucker
- ___ Red-headed Woodpecker
- ___ Red-bellied Woodpecker
- ___ Downy Woodpecker
- ___ Pileated Woodpecker

Falcons and Caracaras

- ___ Crested Caracara
- ___ American Kestrel

Tyrant Flycatchers: Pewees, Kingbirds, and Allies

- ___ Eastern Phoebe
- ___ Great Crested Flycatcher
- ___ Eastern Kingbird

Vireos

- ___ White-eyed Vireo
- ___ Yellow-throated Vireo
- ___ Blue-headed Vireo

Shrikes

- ___ Loggerhead Shrike

Jays, Magpies, Crows, and Ravens

- ___ Blue Jay
- ___ American Crow

Tits, Chickadees, and Titmice

- ___ Tufted Titmouse

Martins and Swallows

- ___ Purple Martin
- ___ Tree Swallow
- ___ Barn Swallow

Gnatcatchers

- ___ Blue-gray Gnatcatcher

Wrens

- ___ House Wren
- ___ Carolina Wren

Catbirds, Mockingbirds, and Thrashers

- ___ Gray Catbird
- ___ Brown Thrasher
- ___ Northern Mockingbird

Thrushes

- ___ Eastern Bluebird
- ___ Hermit Thrush
- ___ American Robin

Finches, Euphonias, and Allies

- ___ House Finch
- ___ American Goldfinch

New World Sparrows

- ___ Bachman's Sparrow

- ___ Chipping Sparrow
- ___ Savannah Sparrow
- ___ Swamp Sparrow
- ___ Eastern Towhee

Blackbirds

- ___ Bobolink
- ___ Eastern Meadowlark
- ___ Red-winged Blackbird
- ___ Common Grackle
- ___ Boat-tailed Grackle

Wood-Warblers

- ___ Ovenbird
- ___ Black-and-white Warbler
- ___ Orange-crowned Warbler
- ___ Common Yellowthroat
- ___ American Redstart
- ___ Northern Parula
- ___ Yellow Warbler
- ___ Palm Warbler
- ___ Pine Warbler
- ___ Yellow-rumped Warbler
- ___ Yellow-throated Warbler

Cardinals, Grosbeaks, and Allies

- ___ Summer Tanager
- ___ Northern Cardinal

Wild Weed Hunt

Caetano Sales, UF/IFAS Extension Citrus County – (352) 527-5721,
c.rossisales@ufl.edu

Dr. Brent Sellers, UF/IFAS Range Cattle REC – (863) 735-1314, sellersb@ufl.edu

Weeds are unwanted plants often appearing in ecosystems and agricultural systems, competing with the desired plants for resources like nutrients, water, and sunlight. Invasive weeds can harm native plants, disrupt habitats, and impact crop yields.


When identifying weeds, it's important to examine their characteristics closely. Start by observing the leaves, noting their shape, size, arrangement, and edges. Look for variations in leaf colors and the pattern of veins. The stems of weeds also provide important clues, including their type (woody, herbaceous, or vining) and texture (smooth, rough, or hairy). Unique features like thorns or tendrils can also aid in identification. Finally, pay attention to the flowers of weeds, observing their shape, color, and arrangement. Some weeds may even have distinct fragrances. By considering these leaf, stem, and flower characteristics, you can become skilled at identifying different weed species.

Understanding and identifying weeds is essential for maintaining healthy ecosystems and productive agricultural systems. You can play a crucial role in weed management by learning to recognize different weed species and understanding their negative effects. Practice your weed ID skills and help protect Florida's ecosystems from invasive plants and guarantee the success of agriculture production.

Here are some great recourses for weed identification in Florida:

- Weed Identification Tool – UF/IFAS Range Cattle Research and Education Center

<https://rcrec-ona.ifas.ufl.edu/news-and-publications/publications/other-publications-and-resources/weed-identification-guide/>




- Florida Weed ID – UF/IFAS Gardening Solutions

<https://gardeningsolutions.ifas.ufl.edu/care/weeds-and-invasive-plants/weed-identification.html>



- Identifying Common Florida Landscape Weeds by Flower Color – UF/IFAS Mid-Florida Research and Education Center

<https://mrec.ifas.ufl.edu/research/weedsbyflowercolor/>



The Amazing Life of Soil

Are you curious about how soil becomes alive with rainfall or irrigation? Do you want to learn about the different types of soil and their properties? Then come join our Soil and Water class!

Meet your class instructors:

Golmar Golmohammadi - Assistant Professor
Watershed Hydrology and Biogeochemistry
Soil and Water Sciences Department
University of Florida/IFAS Range Cattle REC
3401 Experimental Station, Ona, FL 33865
g.golmohammadi@ufl.edu

Donald P. Rainey, M.Sc.
Regional Specialized Agent III – Water Resources
S.W. Extension District - University of Florida/IFAS Extension
1200 N. Park Rd.
Plant City, FL 33563
P: (941) 457-0219
Phone: 941-457-0219
drainey@ufl.edu

In this class, you'll learn about soil texture, porosity, water-holding capacity, and nutrient management. You'll discover how these properties affect plant growth and how to choose the right soil for your plants. How to protect soil so that it can sustain life and help protect the environment. Get ready to get your hands dirty and have fun learning about the amazing world of soil and water.

In this presentation, we will learn about how soil properties affect water and nutrient movement. We will also see how different types of soil can help or hinder plant growth. Soil properties are the features of the soil that make it behave in certain ways. For example, some soils can hold more water than others, or some soils can have more nutrients than others. We will look at four types of soil: sand, silt, clay, and loam. Each type has its own advantages and disadvantages for water and nutrient movement. To show you how water and nutrients move through the soil, we will do a



simple experiment with soil samples, cups, water, and a nutrient solution. The results of the experiment will show us how different soils affect water and nutrient movement. For example, we may see that sand lets water and nutrients pass through quickly, while clay keeps them for a longer time. This can have an impact on plant growth and health. Some plants like soils that drain well, while others like soils that retain water and nutrients. We will discuss some examples of plants that prefer different soil types.

Not all soils are the same. Some soils are better for plants than others. Do you want to know why? Let's find out!

Soil is made up of tiny particles that have different shapes and sizes. These particles determine the soil's properties, which are the features that make the soil behave in certain ways. For example, some soils can hold more water and nutrients than others. Water and nutrients are important for plants because they help them grow and stay healthy.

In Florida, there are typically four main types of soil: sand, silt, clay, and loam. Sand has the largest particles, which means it has a lot of space between them. This makes sand very loose and easy for water and nutrients to flow through. Silt has smaller particles than sand, but larger than clay. Silt is smooth and slippery when wet. Clay has the smallest particles, which means it has very little space between them. This makes clay very sticky and hard for water and nutrients to flow through. Loam is a mixture of sand, silt, and clay. Loam has a good balance of water and nutrient holding capacity.



Soil is an important factor for plant growth and development. By understanding how different soils affect water and nutrient movement, you can choose the best soil for your plants. I hope you enjoyed this lesson and learned something new about soil and plants!

Forage Testing

Dr. Joao 'Joe' Vendramini

In the winter warm-season forages are dormant, and many producers in the southeast feed conserved forages to meet the nutrient requirements of their cowherd. Hay is the most popular source of conserved forage for beef cattle producers. While reducing the need for hay is desirable, some quantity of hay is required to avert risk in most livestock production systems. In addition, haylage (50% DM) has been widely used by beef cattle producers to preserve forage during the summer, when climatic conditions are not ideal for hay production.

Regardless of the management practice used to conserve and feed forage during the winter, some concentrate supplementation is commonly necessary to meet the cow-calf requirements. An estimate of the nutrients present in the forage is essential to maximize the efficiency of concentrate supplementation. The most accurate way to predict forage nutritive value is through **FORAGE TESTING**. Many producers allege that they own the forage and it will be fed anyway, so why to test? Two different scenarios can happen when you do not have an estimate of the forage nutritive value: 1) The forage has high nutritive value and the producer will be overfeeding concentrate, or 2) The forage has low nutritive value and the concentrate is not supplementing the cow adequately. In the first scenario, the producer inflates the production cost without benefits in production, and in the second scenario, the cows decrease body condition, pregnancy rates, and finally results in few calves harvested and consequently decrease in profitability.

Beyond understanding the nutrient value of your forage, it is also valuable to understand how your forage samples compare with others submitted to the laboratory. This procedure allows producers to verify if the current management practices used to produce conserved forage have been effective to optimize forage nutritive value.

HOW TO COLLECT A SAMPLE

Properly collecting and identifying a sample is very important. A sampling device or tool is needed for collecting hay samples. Several commercial types are available.

They usually consist of a tube with a cutting edge on one end and a shank on the other that is fastened in the chuck of an electric drill or hand brace. The sampler is driven into the end of a rectangular bale or the rounded side of the round bale. Collect a single core sample from each of 12 bales for a particular lot of hay. Combine the 12 cores into one sample. This will ensure that the sample is representative. The outer layer of weathered round bales should be pulled away before sampling. Each hay cutting, type of hay, etc. should be sampled and analyzed separately. Each hay cutting or lot should be identified and stored separately.

Silage samples can be collected from the face of a bunker silo as it is being fed and from the unloader of an upright silo. Bagged silage can be sampled by cutting small slits along the side of the bag and penetrating the hay sampler to collect the material. Producers must reseal the slit with waterproof tape after collection. Collect silage from 5 or 6 places along the bag, mix well, and extract a single sample to send to the laboratory. Immediately place the sample in a plastic bag and seal it. If not mailed right away, place the sample in a refrigerator or freezer.

Pastures samples can be collected and analyzed by plucking the forage with your fingers at the height the animals are grazing it. When adequate pasture forage is available, cattle may select better nutritive value forage than what is being sampled by hand plucking. A practical example of selection can be found in limpograss pastures with good forage availability. In this example, cattle will typically select leaves that have greater nutritive value than hand-plucked samples collected with leaves and stems. In this case, forage testing results may suggest that cattle would respond to protein supplementation, but the animals are consuming adequate amounts of protein from forage selection and may not respond to supplementation.

Scissors or some other cutting device also could be used. If possible, these samples should be dried before sending to the laboratory. If drying is not possible, mail the sample immediately after it is harvested.

Remember, your results are only as good as your sample!

Any questions? Please contact Joe Vendramini at jv@ufl.edu.

“History, Importance and How Horses are Used Today”

Sheri Trent
UF/IFAS Extension Agent
Seminole Tribe
slemmermen@ufl.edu

Resources:

<https://www.fdacs.gov/Agriculture-Industry/Horses-Equine/Florida-Horse-Industry>

<https://www.floridabeef.org/raising-beef/cattle-in-florida>

<https://americancowboy.com/lifestyle/herd-cattle-whip/>

<https://floridacrackertrail.org/about/our-history/>

<https://cdn.saffire.com/files.ashx?t=fg&f=All%20About%20Rodeo.pdf&rid=LFRodeo>

Five hundred years ago, when Juan Ponce de Leon landed in Florida in an attempt to colonize, the first livestock were introduced to North America: horses, hogs and cattle. Throughout the next few hundred years, people in Florida raised cattle and used the horses to work the cattle. Following the Civil War, the early settlers became known as the “Florida Crackers.” These early Crackers had a unique way of herding cattle. They used 10 to 12 foot long whips made of braided leather to make a sound. The snaps broke the sound barrier and make a loud CRACK. This sound earned them the name, “Crackers.” This sound was used to move cattle, flush them out of woods and also to communicate. These Crackers survived in difficult conditions. A good dog, a horse and whip were all the tools they needed to spend weeks or months on cattle drives across a dense Florida landscape in heat, thunderstorms and winds.


Today, there are more than 886 thousand head of cattle and 15,000 beef producers throughout Florida, which ranks 13th in overall cattle numbers nationwide. The horse, the dog, the whip and the rope are still the most important tools for cattle ranchers. The whip can be heard at cattle ranches throughout the state. Doyle Conner, a 6th-generation Floridian says, “you just let the whip drag by your side (as you ride), and when you need to pop it you just throw it forward and pull it back.” The whip never strikes an animal, the sound is used to move the cattle or communicate to other cowboys that cows have been located. It is a very impressive tool.



Besides whip cracking, there are other events that came from horse driving cattle, such as rodeo events. To be a successful cowboy, you had to be able to rope, tie up calves, ride wild horses, etc. As they honed these skills, the competitive sport broadened. The friendly competitive matches evolved into the modern professional rodeo. Now there is bull riding, bronc riding, tie down roping, steer wrestling, team roping, and barrel racing, just to name a few.

There are many other uses for horses that have arisen from history. Horse racing, horse jumping, horse showing, trail riding and the use of horses as pets are some of the many uses of the horse. These majestic animals are intelligent, intuitive, loving and have amazing athletic ability. They can be used for a high level dressage show, cutting horse event, barrel racing, rodeo events, racing, and still be used as therapy animals or pets. They require a great deal of resources, time, and care, but are amazing companions and create a bond with people like no other. It has even been proven that horses improve the overall health and well-being of people.

Horses are wonderful creatures that have transported us, helped us cultivate food, been with us in battle, and carried us in sport. It is our pleasure to reciprocate, providing them with care and companionship in return for the effort they have given us throughout the years.



Wild Pigs in Florida

Dr. Hance Ellington, Assistant Professor

Brier Ryver, MSc student



Breeding					
Habitat					
Status					

Biology

- 75-250 lbs.
- Males bigger than females
- > 1/2 million in FL
- Can live up to 10 yrs. in the wild



RC013 79F 26C

Diet and behavior

- Will eat lots of things
- Really likes acorns & tuber roots
- Gets hot!! Needs water!
- Lives in groups called sounders
- Territories are as big as 370 acres

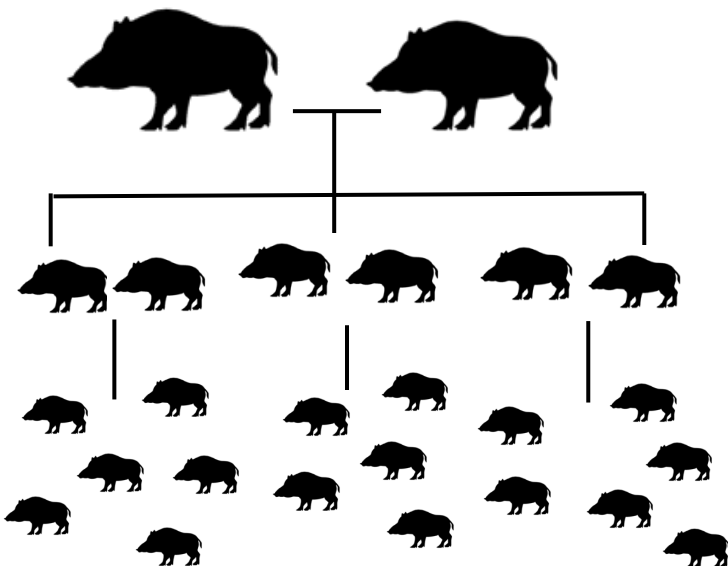
Many different names

- Wild hog
- Feral hog
- Wild boar
- Feral swine
- Piney woods rooster



From a few to many

Wild pig populations can grow rapidly!



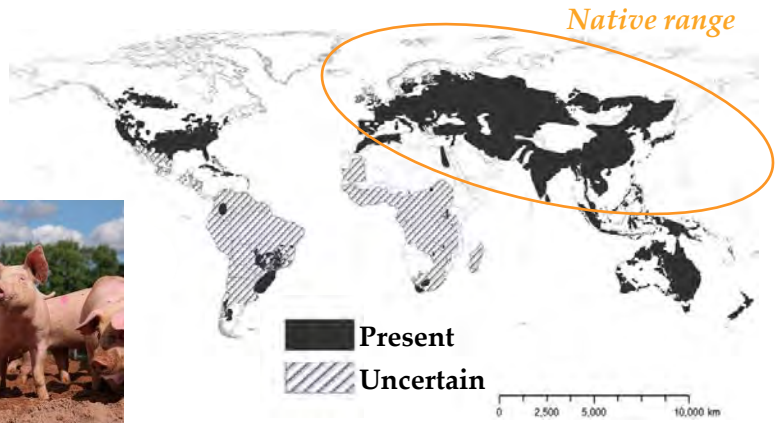
RC027 84F 28C 08-25-2021 08:31:26

Rangeland Wildlife Ecology Lab

<https://www.ufwildlifeontherange.com/>

What makes a species invasive in Florida

- 1) Nonnative to Florida
- 2) Introduced by humans
- 3) Causes harm



Negative impacts of wild pigs

Agriculture



Environment



Be a good steward of your land

- 1) Provide habitat for wildlife
- 2) Take care of the water
- 3) Manage/reduce invasive species

Reduce the number of wild pigs



Feel free to reach out to me: Hance Ellington
e.ellington@ufl.edu

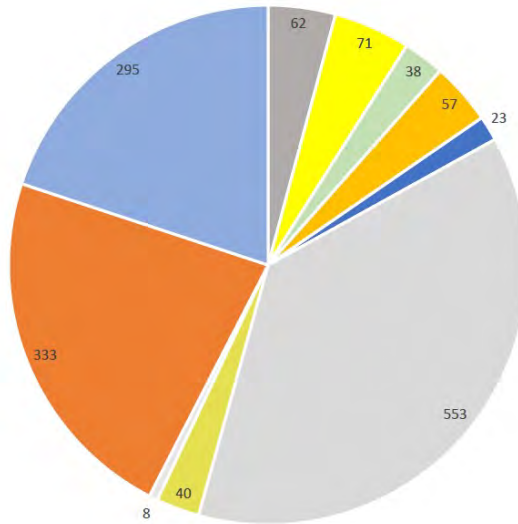
UF | IFAS

UNIVERSITY of FLORIDA

Range Cattle Research & Education Center



2023 Cattle inventory



■ 2021 Heifers ■ 2022 Heifers ■ Ona Whites ■ Braford ■ Brahman ■ Cross-Bred Cattle ■ Bulls ■ Fistulated Steers ■ Steer Calves ■ Heifer Calves